otherwise

Otherwise's mission is to make architectural lighting a natural part of the building — not a separate element. For us the light comes before the luminaire.



otherwise

OUR PRODUCTS

Simple is the hardest thing

Every product we make can be a tunable white, dim to warm or fixed colour temperature luminaire. Control is by DALI or Casambi. We design everything ourselves apart from screws, reflectors and LED chips.

The products are designed to be as simple as possible. The bodies are milled and turned from aluminium or stainless steel.

The surface finishes for aluminium are anodising or powder coating. Stainless steel is brushed or polished, and the colour options are natural, brass, copper, bronze and gunmetal. The coating is applied by the PVD process.



LIGHT SOURCE

Three options

Tunable white, dim to warm or fixed colour temperature.

CONTROL

DALI or Casambi

It also works without a system, on conventional dimming.

MATERIAL

Aluminium or steel

Anodising, powder coating, RAL. PVD tones for steel.

INSTALLATION

Frameless or with a frame

Plasterboard, CLT, panel, battens, acoustic wool, concrete.

IN THE PROJECT

Indirect light and recessed units in the same kitchen

An LED strip at the top and bottom edge of the cabinets gives the general light, recessed luminaires the worktop. Both at the same colour temperature and on the same control, so the space dims as one.





RANGE

PISTE

A small but powerful luminaire whose size makes it suitable for many uses.

Piste is a slender frameless luminaire. Its body works as the heat sink, so there has been no need to compromise on the luminous output of a small luminaire. Available as tunable white and as dim to warm.

FRAMELESS | TW | D2W | FIXED KELVIN

MODELS

Recessed	Piste 62 · ø30×62 mm
Recessed	Piste 71 · ø30×71 mm
Surface	Piste F 75 · ø30×75 mm
Adjustable	Piste A 75 · ø30×75 / 112 mm
Pendant	Piste Pendant 400 / 600 / 800

LIGHT

TW	1800–4000 K · 2700–6500 K
D2W	1800–3000 K
FIX	2700 / 3000 / 4000 / 5000 K
Beam	17 / 36°
CRI	> 90

Options: round or square frame, honeycomb louvre, IP44 / IP65. Power, luminous output and prices by model in the Otherwise price list.





TURKU MUSIC CENTRE FUUGA · BESPOKE BRASS LUMINAIRES AND MOUNTING PIECES DESIGNED FOR THE CLT SURFACES OF THE 1,300-SEAT CONCERT HALL.
PHOTOS: TURKU MUSIC CENTRE FUUGA

RANGE

VIETA

Suitable for batten, panel, CLT, plasterboard and acoustic wool ceilings.

Vieta is a frameless modular luminaire, available round and square. Its LED module can be chosen to suit the purpose or changed for another later. The light source can be fixed kelvin, tunable white or dim to warm. The aluminium body comes in the standard colours and all RAL tones; stainless steel in brass, copper, bronze and gunmetal.

FRAMELESS | ROUND OR SQUARE | TW | D2W

MODELS

Recessed	Vieta 42 · ø50×42 mm
Recessed	Vieta 55 · ø50×55 mm
Recessed	Vieta 74 · ø50×74 mm
Surface	Vieta Fixed 90 · ø50×90 mm
Sloped	Vieta Angle 15 / 30
Floor	Vieta In-Floor / In-Ground
Pendant	Vieta Pendant 400 / 800 / 1200

LIGHT

TW	1800–4000 K
	2200–5000 K · 2700–6500 K
D2W	1800–3000 K
FIX	2700 / 3000 / 4000 / 5000 K
Beam	11 / 23 / 30° · 10 / 23 / 38°
CRI	> 90

Options: round or square frame, honeycomb louvre, IP44 / IP65. Power, luminous output and prices by model in the Otherwise price list.







ON THE LEFT, A ROUND VIETA IN A SLATTED CEILING — TWO DIFFERENT BEAMS SIDE BY SIDE KEEP THE LIGHT ADAPTABLE. ON THE RIGHT, A SQUARE INSTALLATION, DIMENSIONED TO THE MILLIMETRE TO THE STRUCTURE OF THE TIMBER CEILING.





VIETA IN THE SAME PROJECT IN TWO WAYS — RECESSED INTO THE CEILING AND COMING OUT OF IT

IN THE PROJECT

A frameless recess in a skim-coated ceiling

Vieta recessed into the skim-coated ceiling of a WC. There is no frame and no cover plate in the ceiling surface — only light and plaster. In front of the window, a brass pendant from the same range.







KOODI ADJUSTABLE AND FRAMELESS RECESSED UNITS IN A STAIR HALL · TIMBER CEILING, PLASTER AND STEP LIGHTS



RANGE

VIETA PENDANT

A pendant whose length, diameter and colour are chosen to suit the project.

Vieta Pendant is technically the same luminaire as the recessed Vieta, with all the same light sources and materials. It connects to building automation without effort and can be installed suspended or fixed to the ceiling. Like all our interior luminaires, this is technically a complete luminaire: tunable white 1800–4000 K, dimmable and controllable with Casambi or DALI — not merely decorative.

PENDANT | MADE TO MEASURE | TW | D2W

MODELS

Pendant	Vieta Pendant 400 · ø60×400 mm
Pendant	Vieta Pendant 800 · ø60×800 mm
Pendant	Vieta Pendant 1200 · ø60×1200 mm

LIGHT

TW	1800–4000 K
	2200–5000 K · 2700–6500 K
D2W	1800–3000 K
FIX	2700 / 3000 / 4000 / 5000 K
Beam	10 / 23 / 38°
CRI	> 90

Options: honeycomb louvre, track mounting. Black cable 2 m as standard. Power, luminous output and prices by model in the Otherwise price list.

RANGE

LASI

A pendant with a glass cylinder around the light source.

Lasi is a model of its own: the body is 30 mm, narrower than in Vieta Pendant, and a glass cylinder continues from the body. The glass is available clear or fluted — clear leaves the light source visible, fluted spreads the light evenly across the surface of the cylinder. Suspended singly or in a group at different lengths. Like all our interior luminaires, this is technically a complete luminaire: tunable white 1800–4000 K, dimmable and controllable with Casambi or DALI.

PENDANT | Ø30 MM BODY | CLEAR OR FLUTED | TW | D2W

MODELS

Pendant	Lasi Pendant · ø30 mm, glass
Surface	Lasi Surface · ø30 mm, glass

LIGHT

TW	1800–4000 K · 2700–6500 K
D2W	1800–3000 K
FIX	2700 / 3000 / 4000 / 5000 K
Beam	17 / 36°
CRI	> 90

Glass clear or fluted. Black cable 2 m as standard. Power, luminous output and prices by model in the Otherwise price list.





RANGE

LYHTY

A wall luminaire with two light sources: light up and down.

Lyhty is a wall luminaire in which a glass cylinder surrounds the light sources. Fluted glass spreads the light evenly across the surface of the cylinder; clear glass leaves the light sources visible. It has two Piste light sources, one lighting upwards and one downwards, so the light washes the wall in both directions. Like all our interior luminaires, this is technically a complete luminaire: tunable white 1800–4000 K, dimmable and controllable with Casambi or DALI.

FLUTED OR CLEAR | LIGHT UP AND DOWN | TW | D2W

MODELS

Wall	Lyhty · ø30 mm, glass, up + down

LIGHT

TW	2 × 1800–4000 K · 2700–6500 K
D2W	2 × 1800–3000 K
FIX	2 × 2700 / 3000 / 4000 / 5000 K
Beam	17 / 36°
CRI	> 90

Two light sources, up and down. Glass clear or fluted. Power, luminous output and prices by model in the Otherwise price list.



RANGE

KIEKKO

New — a shallow disc on the end of a thin wire.

Kiekko is the smallest of the pendants: a shallow disc on a thin wire that leaves the space open. The light goes down and the luminaire does not block the view — which is why it works in front of a window, in a stairwell and in a tall space where a conventional pendant would be in the way. It is a purely technical luminaire, in practice a suspended spot: the same optics and the same light as the recessed models, hung where the ceiling cannot be reached.

NEW · PENDANT · TW · D2W

MODELS

Pendant	Kiekko Pendant 80 · ø80×22 mm

LIGHT

TW	1800–4000 K 2200–5000 K · 2700–6500 K
D2W	1800–3000 K
FIX	2700 / 3000 / 4000 / 5000 K
Beam	10 / 23 / 30°
CRI	> 90

Option: track mounting. Black cable 2 m as standard. Power, luminous output and prices by model in the Otherwise price list.



VIETA PENDANT · FIVE COPPER PENDANTS IN A CLT SPACE

RANGE

PISTE A 75

The surface-mounted, adjustable version of Piste.

Piste A 75 is the surface-mounted sister model to the popular frameless Piste: the same body and the same light source, but installed on the ceiling surface rather than recessed — and it can be aimed. It solves projects where recessing into the ceiling is not possible: concrete, a shallow ceiling void or a retrofit. Available as tunable white and as dim to warm.

ADJUSTABLE | SURFACE MOUNTING | TW | D2W



MODELS

Adjustable	Piste A 75 · ø30×75 / 112 mm
Surface	Piste F 75 · ø30×75 mm

LIGHT

TW	1800–4000 K · 2700–6500 K
D2W	1800–3000 K
FIX	2700 / 3000 / 4000 / 5000 K
Beam	17 / 36°
CRI	> 90

Options: honeycomb louvre, track mounting. Power, luminous output and prices by model in the Otherwise price list.



RANGE

VIETA ANGLE

A frameless spot for a sloped ceiling — the light is directed straight down.

Vieta Angle is designed to merge into the architectural lines of the space. The luminaire sits in the angle of the ceiling, at the same angle as the roof pitch, but the light is directed downwards in a controlled way. On both pitches of the ridge the luminaires align, emphasising the calm of the descending ceiling.

SLOPED CEILING | 15° OR 30° | FRAMELESS | TW | D2W

MODELS

Sloped	Vieta Angle 15 · ø50×55 mm
Sloped	Vieta Angle 30 · ø50×55 mm

LIGHT

TW	1800–4000 K
	2200–5000 K · 2700–6500 K
D2W	1800–3000 K
FIX	2700 / 3000 / 4000 / 5000 K
Beam	20 / 36°
CRI	> 90

Option: frame shape. Power, luminous output and prices by model in the Otherwise price list.





OUTDOOR AND INDOOR LIGHTING ON THE SAME CONTROL · PATH, TERRACE AND INTERIOR AT DUSK

RANGE

VIETA IN-FLOOR / IN-GROUND

A frameless floor luminaire — In-Floor for interiors, In-Ground outdoors.

Recessed into the floor, the luminaire goes unnoticed but gives a strong, even light. Two models: In-Floor for interiors, In-Ground for outdoor use — the same body family, the difference is sealing and beam. Both are tunable white, so the floor line continues onto the terrace without the tone changing.

INTO THE FLOOR | FRAMELESS | TW 1800–4000 K | IP23 / IP67

MODELS

Indoor	In-Floor 65 · ø50×65 · IP23
Outdoor	In-Ground 62 · ø50×62 · IP67

LIGHT

TW	1800–4000 K · 2700–6500 K
FIX	2700 / 3000 / 4000 / 5000 K
Beam	10 / 23 / 38° · 18 / 24 / 34°
CRI	> 90

Option: honeycomb louvre. Power, luminous output and prices by model in the Otherwise price list.







VIETA IN-GROUND · RECESSED INTO THE TERRACE DECKING AND THE LINE OF THE ENTRANCE · IP67 · PROJECT: LUXSUS RESORT

IN THE PROJECT

The same line continues outdoors

When the In-Ground units on the terrace are the same colour temperature and on the same control as the In-Floor units indoors, the glass wall stops being a black mirror in the evening. The light continues without a break from the floor onto the terrace, and the space appears to end only at the forest.





PENDANTS AND RECESSED UNITS IN THE SAME PROJECT · A RIDGED-ROOF CLT HOUSE AT DUSK



RANGE

KOODI ADJUSTABLE

A stemmed adjustable luminaire — the body descends from the ceiling on a slim stem.

Koodi Adjustable is the stemmed sister model to Koodi Fixed. The stem lifts the body off the ceiling, so the luminaire can be aimed freely. It suits tall spaces and slatted ceilings, where the stem passes through the battens cleanly. Powder-coated black disappears into a timber ceiling; brass brings it forward.

STEMMED | ADJUSTABLE | BLACK / BRASS | TW | D2W

MODELS

Adjustable	Koodi Adjustable · ø60×210 mm
Adjustable	Koodi Adjustable HP

LIGHT

TW	1800–4000 K
	2200–5000 K · 2700–6500 K
D2W	1800–3000 K
FIX	2700 / 3000 / 4000 / 5000 K
FIX HP	2700 / 3000 / 4000 K
Beam	16 / 22 / 38°
CRI	> 90

HP = high power. Options: honeycomb louvre, track mounting. Power, luminous output and prices by model in the Otherwise price list.

RANGE

KOODI FIXED

A stemless surface-mounted downlight that gives a soft light.

Koodi Fixed is installed directly on the ceiling surface without a stem, so it stays low and restrained. The light is soft and calm. With different materials, colours and finishes it is matched to the details of the interior — black disappears almost entirely into a pale ceiling, while a brass body suits the taps and fittings of a bathroom or sauna.

STEMLESS | SURFACE MOUNTING | BLACK / BRASS | TW | D2W

MODELS

Surface	Koodi Fixed 89 · ø60×89 mm
Surface	Koodi Fixed 89 HP

LIGHT

TW	1800–4000 K
	2200–5000 K · 2700–6500 K
D2W	1800–3000 K
FIX	2700 / 3000 / 4000 / 5000 K
FIX HP	2700 / 3000 / 4000 K
Beam	16 / 22 / 38°
CRI	> 90

HP = high power. Option: honeycomb louvre. Power, luminous output and prices by model in the Otherwise price list.





RANGE

KOODI RECESSED

The same luminaire, its own mounting method — recessed.

Koodi Recessed is the technical twin of Koodi Adjustable and Koodi Fixed: the same light source, the same optics and the same electrical values. Only the body and the mounting method differ — this one is recessed into the ceiling without a frame.

RECESSED · FRAMELESS · TW · D2W

MODELS

Recessed	Koodi Recessed 65 · ø60×65 mm
Recessed	Koodi Recessed 65 HP

LIGHT

TW	1800–4000 K
	2200–5000 K · 2700–6500 K
D2W	1800–3000 K
FIX	2700 / 3000 / 4000 / 5000 K
FIX HP	2700 / 3000 / 4000 K
Beam	16 / 22 / 38°
CRI	> 90

HP = high power. Options: frame shape, honeycomb louvre, IP44 / IP65. Power, luminous output and prices by model in the Otherwise price list.

IN THE PROJECT

One point of light, nothing else

Vieta in a skim-coated bathroom ceiling. When the surface is continuous, a luminaire with a frame is seen first and the ceiling only second. Frameless, the order reverses: what stays visible is the light, not the fitting.



IN THE PROJECT

A frameless recess in a wet-room ceiling

Vieta in a skim-coated ceiling above the shower. The luminaire is flush with the ceiling, so dirt and moisture do not collect at the edges of a frame.





RANGE

BEDRE

For a shallow ceiling void — the installation depth required is only 55 mm.

Bedre is designed for projects with little ceiling void. The installation height required is 55 mm, which solves many renovation and apartment-building projects. A slim, finished frame, a powder-coated black or white body and a frosted front glass.

55 MM | CUT-OUT Ø50 MM | TW | 3000 / 4000 K

MODELS

Recessed	Bedre · ø55×52 mm

LIGHT

TW	1800–4000 K
FIX	3000 / 4000 K · Triac or DALI
Beam	15 / 24 / 38°
CRI	> 90

Power, luminous output and prices by model in the Otherwise price list.



VIETA · VILLA KARHUNIEMI, LOHJA · DIFFERENT LIGHTING SITUATIONS



CONTROL

SWITCH

SURFACE-MOUNTED

Wireless · no cable and no chasing.

The switches are compatible with Casambi, Philips Hue, KNX RF and ZigBee. The surface-mounted version is plastic or aluminium, the version recessed flush with the wall aluminium. The standard plastic colours are black, white and grey; aluminium is black or white. Stainless steel has a brushed or polished finish and PVD tones. We design and manufacture the switches ourselves, so colour, shape and function can be made to suit the project.
project.

CASAMBI | PHILIPS HUE | KNX RF | ZIGBEE

SPECIFICATIONS

Material	Plastic or aluminium
Standard colours	Plastic: black, white, grey · aluminium: black, white
Size	50×55×15 mm
Control	Casambi, Philips Hue, KNX RF, ZigBee
Power	No battery – the press generates the energy
Installation	At any time, including in a finished project



FRAMELESS RECESSED UNITS IN A TIMBER CEILING AND STEMMED KOODI ADJUSTABLES IN THE SAME SPACE · WOOD, PLASTER AND GLASS

CONTROL

SWITCH

FLUSH-MOUNTED

Flush with the wall · no frame and no back box visible.

The same switch, the same operation and the same control as the surface-mounted version — only the mounting differs. The body is recessed flush with the wall, so only the button remains visible on the surface. The mounting is dimensioned to the surface material, so the switch works in plasterboard, wood, render and skim coat. The recess is made before the surface material is installed.

CASAMBI | PHILIPS HUE | KNX RF | ZIGBEE

SPECIFICATIONS

Material	Aluminium
Standard colours	Black, white
Size	50×55×15 mm
Control	Casambi, Philips Hue, KNX RF, ZigBee
Power	No battery – the press generates the energy
Installation	Before the surface material is installed

The third mounting method is a switch recessed into furniture — the same body and the same control, with the mounting to suit the panel thickness of the unit.



MATERIALS

One luminaire, three material levels

The technology is the same in all of them — the same light source, the same optics, the same control. The difference is in the material and finish of the body. The level is chosen according to whether the luminaire should disappear into the surface or be seen as part of the interior.

LEVEL A

Aluminium

Stock colours: anodised black, powder-coated white, satin olive green, dark brown, light brown and graphite grey. No minimum quantity. Enough when the luminaire should disappear into the ceiling.

LEVEL A · RAL

Aluminium, colours and finishes

Powder coating in all RAL tones, anodising in various colours and other surface finishes. For when the luminaire should follow the interior's own colour scheme.

LEVEL B

Stainless steel, brass, copper

PVD coating: natural, brass, copper, bronze and gunmetal. Brushed or polished. For when the luminaire is part of the material language of the interior — taps, fittings, trims.

LEVEL	MATERIAL	FINISHES AND COLOURS	WHEN
A	Aluminium	Black, white, satin olive green, dark brown, light brown, graphite grey	The standard choice. Delivery from stock or on the normal lead time.
A	Aluminium	RAL powder coating, colour anodising, special finishes	The project's own colour scheme. No minimum quantity. Delivery 5–8 weeks.
B	Stainless steel, brass or copper	PVD: natural, brass, copper, bronze, gunmetal · brushed or polished	A visible luminaire. Minimum 50 pcs per product; a smaller batch is possible in a larger scheme. Delivery 5–8 weeks.

The material level does not change the dimensions of the luminaire, the installation depth or the mounting. The same mounting kit fits every level, so the material can be decided later than the ceiling structure.





BRASS BODIES FOR THE MUSIIKKITALO FUUGA PROJECT, TURKU

CUSTOMISATION

The luminaire is fitted to the material, not the material to the luminaire

The architect or interior designer chooses the ceiling material first — batten, panel, CLT, solid wood, plasterboard or acoustic panel. Only then is it decided how the light reaches that surface. We do not ask for the material to be changed or a suspended ceiling to be added: we dimension the mounting to the structure that has already been chosen. The luminaire stays the same, the mounting changes.

STEP	WHAT HAPPENS	WHAT COMES OF IT
01	Structural section	We look at the thickness of the material, the layered construction and the ceiling void. That shows which mounting method is possible at all.
02	Dimensioning	The diameter of the cut-out, the recess depth and the length of the collar are calculated for that exact thickness — not to a standard dimension with packers.
03	Sample	If needed, we make a test mounting in the project's own material before the kit is locked down.
04	Manufacture	The mounting kit and the luminaire are machined in Finland for the same project. In CLT projects the penetrations are supplied to the element drawings before CNC machining.
05	Installation	The kit is installed behind the board before the board is lifted into place. The luminaire is pushed through the board and locks into the fixing.

WE NEED

Structural section

Material, thickness, layers and ceiling void. A sketch-level section is enough.

WE NEED

Surface profile

Batten size and spacing, panel tongue-and-groove or board skimming.

WE SUPPLY

A dimensioned kit

Mounting kit, cut-out size and installation instructions for the electrical contractor.

WE SUPPLY

Cut-out drawing

Dimensions into the element or furniture drawings, and the machining is right first time.

When the material changes mid-project — and it does — the mounting kit is changed, not the luminaire. The same product, the same light, the same control.

CUSTOMISATION

When the range doesn't have it, we design it

The previous page dealt with mounting: the same luminaire adapted to different materials. Sometimes that is not enough. When a project calls for a dimension, a shape or a light distribution that the range does not include, we do not fit the project to the product — we design a new luminaire. That is possible because the luminaires are made in our own production: a change is not an order placed with a supplier but a stage of work here.

WHAT WE DESIGN	WHEN THIS ROUTE IS TAKEN
Interior luminaires	A pendant, a wall luminaire or a luminaire integrated into furniture that is part of the look of the space. Dimension, material and finish to suit the project.
Architectural luminaires	A recessed luminaire, or one integrated into the structure, that disappears into the surface. Designed on the terms of the structure, not the other way round.
Special profiles	When a standard profile does not fit the structure, the profile is drawn for the project. The same logic as with the luminaires.

FOR PARTNERS

An architect, interior designer or furniture maker gets, in the same package, **an industrial designer**, who solves the project's challenge as a product. It means the question is no longer *is there something like this* but *how is this made*.

DIMENSIONS ARE FLEXIBLE

Recess depth 35–75 mm

In spots the recess depth varies by project. The same applies to diameter and cut-out size.

DIMENSIONS ARE FLEXIBLE

Profiles to measure

Length, width and depth to suit the structure — including bends and corner pieces.

HOW IT PROCEEDS

Sketch and sample

First the drawing and the light distribution, then a physical sample before the kit is locked.

HOW IT PROCEEDS

The same technology

A new body, familiar internals: the same light sources, drivers and control as in the range.

This is how the whole range has come about. New models do not start from a drawing but from a problem that some project could not solve with the existing products.

Bedre	The project had only 55 mm of ceiling void. No luminaire of that depth existed, so one was designed.
Vieta Angle	A sloped ceiling called for the least conspicuous frameless luminaire possible, with the light still coming straight down. That is how Vieta Angle came about.

INSTALLATION

Frameless mounting

The mounting is always designed around the chosen material — never the material around the product. What matters is thickness, load-bearing capacity and layered construction. In the finished project the luminaire looks like part of the structure, not something added afterwards.





13

ceiling materials realised — each with its own mounting kit, made to the thickness of the material.

GROUP	MATERIALS	HOW IT IS SOLVED
Wood	Batten ceiling · wood panel · tongue-and-groove panel · plywood and veneer boards · solid wood / CLT	Matched to the panel thickness and batten spacing; in CLT the mounting pieces are fitted at the element factory.
Boards and render	Plasterboard · clay render · wet rooms	Flush with the surface: the edge is skimmed or rendered with the ceiling, with no frame.
Acoustic	Acoustic board · sprayed acoustic ceiling	The body is in place before spraying; in a soft board the module carries the luminaire.
Structure	Cast-in-place concrete · metal cassette ceiling · stretch ceiling	The mounting cup goes into the formwork before casting; in cassettes and stretch ceilings the fixing is behind the surface.

+ Your material — if it is not on this list, it is the next one.

CIRCULAR DESIGN

Made to stay in use — not to end up in landfill

01

Longevity

Durable materials and a modular structure, so the luminaire lasts as long as the ceiling around it.

02

Reuse

Our patent-pending mounting system makes recessed luminaires easy and cost-efficient to install — and just as easy to take down. When you move, the luminaires can move with you.

03

Repair

The luminaire lifts out of its mounting and is built from separate modules, so a single part can be repaired or replaced without opening the ceiling.

04

Refurbish

Need a different beam angle later? Change the optic, not the whole luminaire.

05

Reduce

Every luminaire is dimmable, and dimming lowers energy consumption.

06

Recycle

The bodies and mounting pieces are 100 % recyclable.

The mounting part stays in the ceiling. The luminaire lifts out of it — for moving, repair or a new optic.

DRIVERS

Control follows the light source

Fixed colour temperature and dim to warm work with a single-channel dimmable driver. Tunable colour temperature requires a two-channel driver and a control system. The output is chosen according to the combined load of the luminaires connected, and the current range must cover the current the luminaire requires.

CASAMBI	CURRENT RANGE	LIGHT SOURCE
Casambi 12 W	100–700 mA	Fixed K, D2W
Casambi 15 W	100–700 mA	Fixed K, D2W
Casambi 12 W, tunable colour	100–700 mA	Tunable white
Casambi 25 W, tunable colour	250–700 mA	Tunable white
Casambi 36 W, tunable colour	350–1050 mA	Tunable white
Casambi 45 W, tunable colour	500–1400 mA	Tunable white
Casambi 65 W, tunable colour	500–1500 mA	Tunable white

DALI	CURRENT RANGE	LIGHT SOURCE
DALI 12 W	100–700 mA	Fixed K, D2W
DALI 25 W	250–700 mA	Fixed K, D2W
DALI 45 W	500–1400 mA	Fixed K, D2W
DALI 65 W	500–1500 mA	Fixed K, D2W
DALI 25 W, tunable colour	250–700 mA	Tunable white, DT8
DALI 36 W, tunable colour	350–1050 mA	Tunable white, DT8
DALI 45 W, tunable colour	500–1400 mA	Tunable white, DT8
DALI 65 W, tunable colour	500–1500 mA	Tunable white, DT8

FOR LED STRIPS, 24 V	POWER	NOTE
Strip driver 75 W	24 V	Also tunable colour
Strip driver 100 W	24 V	—
Strip driver 150 W	24 V	Also tunable colour

Need a different driver or power supply? Ask us — we will supply one that suits the project.

Three strips, one light

All the strips are tunable white 1800–4000 K — the same range of tones as the luminaires, so indirect and recessed light warm up together in the evening. All are also available as fixed 3000 K or 4000 K. The strips are installed directly into the structure or into a made-to-measure profile, so the line of light is continuous and the LEDs disappear behind the opal cover.

STRIP	COLOUR TEMPERATURE	APPLICATION	WORTH NOTING
LED strip	1800–4000 K · 3000 K · 4000 K	Indirect light, under cabinets, the edge of the ceiling, profile	Power W/m, IP, cutting interval
Sauna LED strip	1800–4000 K · 3000 K · 4000 K	Under the sauna benches, behind the backrest, the edge of the ceiling	Heat resistance and IP
Furniture LED	1800–4000 K · 3000 K · 4000 K	Cabinets, shelves, above the worktop	Dimensions







Everything you see
is light.

otherwise

CONTACT DETAILS

Tell us about your project

Esa Pietilä
+358 40 168 4943
esa@otherwise.fi

Helsinki
Särkiniementie 5 B 18
00210 Helsinki

Lahti
Ala-Okeroistentie 213
15820 Lahti